



## Party Kit Activities

### Food

#### Cupcake Bar

Bake enough cupcakes for the group and set them out with a rainbow of flavors and toppings, including different flavor icing, sprinkles, crumbled candies, and more! Let each party guest assemble their own cupcake as they please.

#### Poppy's Pizza Crowns

Celebrate in style with tasty treats! Have an adult cut pre-made pizza dough into the shape of a crown. Then, decorate each crown with the desired toppings -- like pepperoni instead of diamonds!

#### Rainbow Fruit Kebabs

Pierce an array of fruits in all of the colors of the rainbow! Use oranges, strawberries, mangos, kiwis, grapes, blueberries-- or whatever type of fruit you desire!

And as an extra-fun summer treat, try freezing the kebabs and then dipping them in fresh lemonade!

### Activities

#### Dance Off

Put on your best dancing shoes and the *Trolls* soundtrack, and get ready to dance! Give each contestant a turn to put their best dance moves on display.

Appoint the boy or girl of honor or an adult to be the judge of who wins!

#### Temporary Hair Coloring

First, wet the areas of your hair that you want to give color. Then, rub the desired color of chalk onto your hair. Be sure to do a few coats!

Finally, ask an adult to use a hair dryer and go over the chalked areas until the hair is dry. Your true colors will shine through in no time!

#### Pin the Hair on the Troll

Print out the troll and its separate hair, and pin the troll's body to a wall or corkboard surface. Blindfold the player and have them try to pin the hair on the troll's head! Be careful with sharp pins and have an adult supervise this activity, or use tape instead of a pin.

### Decorations

#### Rainbow Banners

Print the plain rainbow banners and write a letter on each to create your own special celebratory message! Try out "Happy Trollstice" or wish the guest of honor a "Happy Birthday"!



#### Glow Lamps

Crack a glow stick so that it begins to glow. Then, ask an adult to put on gloves and cut the clear end off of the glow stick. Carefully pour the liquid contents of the glow stick into a jar. Add glitter, put the cap on, and shake! Your party will be bright and colorful in no time!



## Pin the Hair on the Troll

Party Kit Activities





## Pin the Hair on the Troll

Party Kit Activities













## Party Pack Labels Party Kit Activities

Personalize each label for your guests to decorate party favors, food labels, or name tags. They make great stickers, too!







## Cupcake Toppers

### Party Kit Activities

Cut out the circles and tape one end of a lollipop stick or toothpick to the back of the circle. Insert the other end into the cupcake.







## Invitation Party Kit Activities



**TO** \_\_\_\_\_

**DATE** \_\_\_\_\_

**TIME** \_\_\_\_\_

**PLACE** \_\_\_\_\_

**RSVP** \_\_\_\_\_

**SEE YOU THERE!**

**DIRECTIONS:** 1: Print out the invite. 2: Cut out the invitation along the outer edge's dotted lines.  
3: Fold in half horizontally. 4: Fold in half vertically.



## Invitation Party Kit Activities



**TO** .....

**DATE** .....

**TIME** .....


**PLACE** .....

**RSVP** .....

**DIRECTIONS:** 1: Print out the invite. 2: Cut out the invitation along the outer edge's dotted lines.  
3: Fold in half horizontally. 4: Fold in half vertically.







## Decorative Flags

### Party Kit Activities





## Decorative Flags

### Party Kit Activities

DreamWorks Trolls © 2016 DreamWorks Animation LLC. All Rights Reserved.

